

Kategorie:Chirurgické nástroje

Pages in category "Chirurgické nástroje"

The following 3 pages are in this category, out of 3 total.

C

- Chirurgické instrumentárium
- Chirurgické instrumentárium (zubní lékařství)

K


- Diskuse s uživatelem:Daniels/Archiv

Media in category "Chirurgické nástroje"

The following 66 files are in this category, out of 66 total.




Abdominal and In...
3,390 × 1,656; 407 KB




Anat. pinzeta.JPG
5,184 × 3,456;
3.68 MB



Anatomical Twee...
3,280 × 1,872; 401 KB




Cerviko-kapitální ...
3,456 × 5,184;
3.68 MB



Chir. pinzeta.JPG
5,184 × 3,456;
3.75 MB



Chirurgicke sito.jpg
5,616 × 3,744;
2.65 MB



Chirurgická prop...
50 × 50; 4 KB




Curved Kocher F...
1,914 × 1,208; 376 KB




Cylindrical needl...
2,404 × 1,352; 236 KB




Dlaha přímá.JPG
5,184 × 3,456;
4.25 MB




Dlaha radiální dis...
5,184 × 3,456;
3.54 MB




Dlaha žlábková.JPG
5,184 × 3,456;
4.22 MB



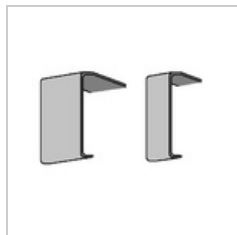
Dynamický kyčel...
5,184 × 3,456;
3.58 MB



Elektrokauter.JPG
5,184 × 3,456; 4.1 MB



Enderův prut.JPG
5,184 × 3,456;
3.81 MB




Haky-brisni.png
829 × 519; 14 KB




Hemostat with c...
3,516 × 2,322; 489 KB



Hemostat.png
3,408 × 2,346; 936 KB



Hrudní drén (ko...
5,184 × 3,456;
4.42 MB



Hrudní drén velk...
5,184 × 3,456;
4.41 MB



Hák okénkový, m...
3,456 × 5,184;
3.44 MB



Hák okénkový, v...
5,184 × 3,456; 3.6
MB



Hák prohnutý, bři...
5,184 × 3,456; 3.5
MB



Hák sedlový, jate...
5,184 × 3,456;
3.49 MB



Intramedulární k...
3,456 × 5,184;
3.58 MB



Kleště Duval.JPG
3,456 × 5,184; 4.4
MB



Kleště jednoháčk...
5,184 × 3,456;
3.77 MB



Kleště střevní, ro...
5,184 × 3,456;
4.32 MB



Kleště.JPG
3,456 × 5,184; 4.3
MB



Liver Retractor.png
3,744 × 3,036;
1.47 MB



Maier sponge for...
3,888 × 2,692;
1.24 MB



Middeldorf Retra...
3,744 × 2,574;
1.64 MB



Middeldorpf Retr...
3,500 × 2,028;
1.02 MB



Middeldorpf Retr...
3,684 × 2,430; 513
KB



Močový katetr (F...
5,184 × 3,456;
4.47 MB



Močový katetr (Ti...
5,184 × 3,456;
4.82 MB



Nazogastrická so...
5,184 × 3,456;
4.81 MB



Needle holder.png
2,628 × 1,614; 504
KB



Nitrodřeňový hře...
3,456 × 5,184;
3.74 MB



Nitrodřeňový hře...
5,184 × 3,456;
4.28 MB



Nitrodřeňový hře...
5,184 × 3,456;
4.26 MB



Násada.JPG
5,184 × 3,456; 4.3
MB



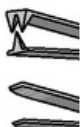
One-time-use.JPG
1,010 × 812; 150
KB



Perforating Back...
2,046 × 1,242; 319
KB



Peán rovný.JPG
5,184 × 3,456;
4.22 MB



Pinzeta-konce.png
175 × 269; 3 KB



Podtlaková drená...
3,456 × 5,184; 4.2
MB



Raspatorium alia...
5,184 × 3,456;
4.14 MB



Retractor Sklar V...
3,704 × 2,976;
1.56 MB




Scalpel handle.png
1,926 × 1,062; 119
KB




Schroeder Uterin...
3,450 × 2,388; 785
KB



Spoon.png
3,372 × 2,040; 624
KB




Stapler chirurgic...
5,184 × 3,456;
4.16 MB



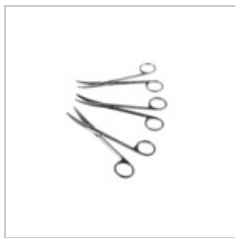
Stapler Cirkulární...
5,184 × 3,456;
4.84 MB




Surgeons Needle...
2,485 × 1,781;
3.27 MB



Surgery Scissors....
2,928 × 1,960; 328
KB




Surgery Scissors...
3,456 × 2,848;
1.21 MB




Svorka Backhaus...
5,184 × 3,456;
3.84 MB




Tenaculum force...
3,484 × 2,144; 428
KB



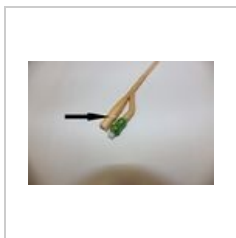
Totální endoprot...
5,184 × 3,456; 3.6
MB




Veressova jehla.J...
5,184 × 3,456;
4.31 MB




Volkman retracto...
3,258 × 2,478; 953
KB



Vyvýšenina 2.JPG
5,184 × 3,456; 2
MB



Špachtle.JPG
5,184 × 3,456;
4.06 MB



Šroub kortikální.J...
4,408 × 2,888;
1.27 MB



Šroub spongiózní...
4,312 × 2,736;
1.32 MB