

# Kategorie:Genetická schémata

## Subcategories

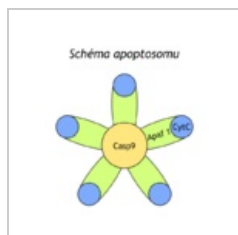
This category has only the following subcategory.

## R

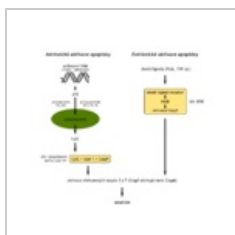
► Rodokmeny (3 F)

## Media in category "Genetická schémata"

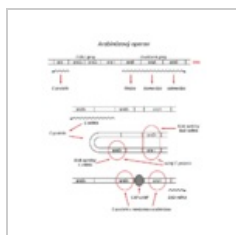
The following 76 files are in this category, out of 76 total.



Apoptosom.png  
640 × 640; 25 KB

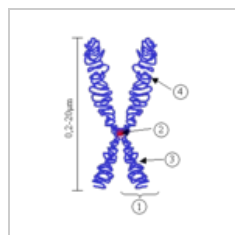


Apoptóza.png  
1,024 × 1,024; 33 KB



Arabinózový oper...  
720 × 804; 37 KB


Bayes tabulka.png  
831 × 251; 18 KB



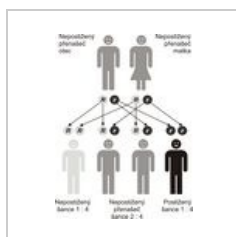
Chromosom.png  
200 × 287; 3 KB



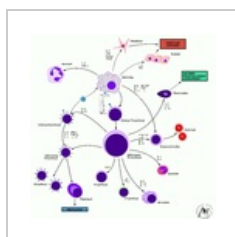
Crossing-over.png  
250 × 599; 87 KB




Ctvrtý transplant...  
908 × 419; 157 KB




Cystic2cz.jpg  
2,134 × 2,875; 249 KB




Cytokinová signa...  
3,000 × 3,000; 989 KB




Drift 20.png  
640 × 480; 16 KB




Drift 200.png  
640 × 480; 14 KB



Drift 2000.png  
640 × 480; 9 KB



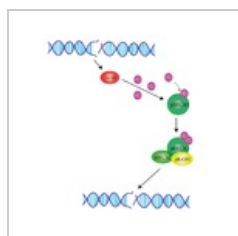
Druhuselekcce.png  
1,968 × 2,238; 280 KB



Evoluce člověka....  
4,900 × 2,352; 279 KB



Expresse operonu...  
624 × 496; 10 KB



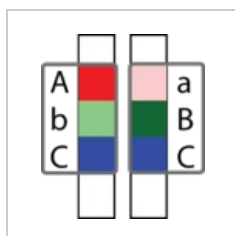
Funkce BRCA.png  
3,000 × 3,382; 428 KB



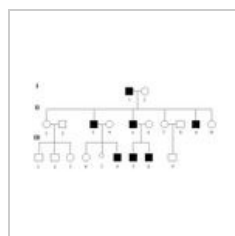
Genom RSV.png  
2,049 × 2,773; 111 KB



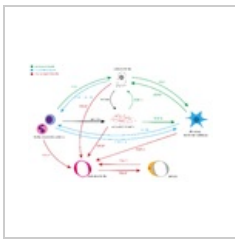
Genová vazba.png  
968 × 621; 10 KB



Haplotype.png  
380 × 430; 6 KB



Holandric.JPG  
652 × 315; 17 KB



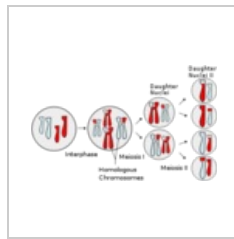
Komunikace v ná...  
5,454 × 3,508; 542 KB



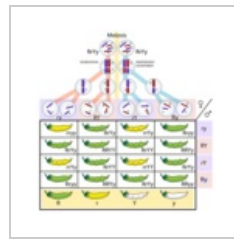
M-BAND chromoz...  
168 × 343; 2 KB



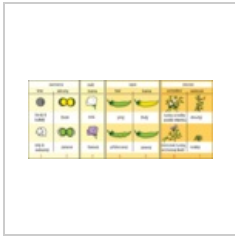
Mechanismus ch...  
2,968 × 3,308; 168 KB



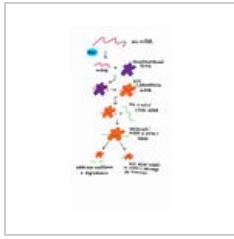
Meioza.png  
300 × 188; 31 KB



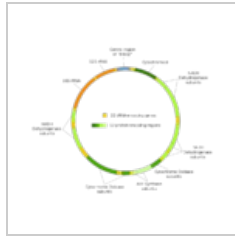
Mendel nezavisla...  
579 × 599; 153 KB



Mendel sedm zna...  
592 × 254; 53 KB



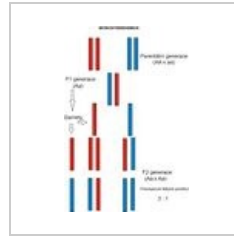
Mirna.jpg  
500 × 900; 149 KB



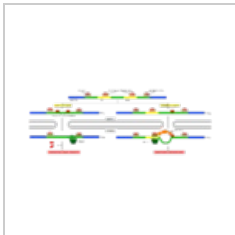
Mitochondrial DN...  
742 × 600; 52 KB




Monoclonal antib...  
1,884 × 2,570; 355 KB



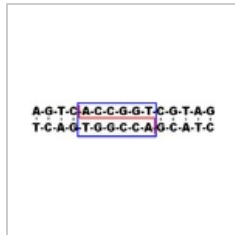
Monohybridismu...  
294 × 435; 26 KB



Nonsense-mediat...  
4,299 × 1,826; 159 KB




Operonový mode...  
800 × 1,000; 24 KB




Palindrom.PNG  
450 × 96; 4 KB




Paty transplantac...  
896 × 442; 155 KB



Polygenní dědičn...  
744 × 398; 25 KB



Polygenní dědičn...  
767 × 449; 33 KB



Polygenní dědičn...  
747 × 379; 34 KB




Polygenní dědičn...  
747 × 379; 19 KB



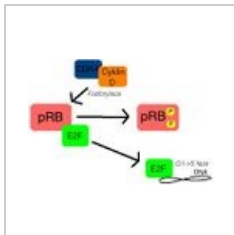
Polyribozom.png  
960 × 492; 23 KB




Provlečené cirkul...  
345 × 258; 6 KB




Prvni transplanta...  
701 × 327; 82 KB



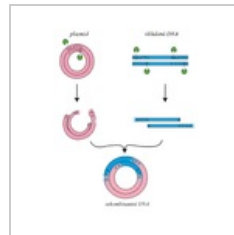
RB E2F.jpg  
520 × 350; 34 KB



Rb1mutace.png  
3,414 × 2,039; 75 KB



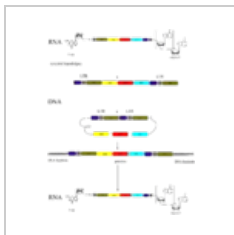
Regulace zaháje...  
750 × 750; 38 KB




Rekombinantní-D...  
2,000 × 2,548; 218 KB



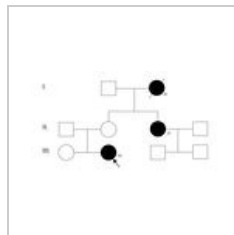
Replikace eukary...  
800 × 400; 10 KB



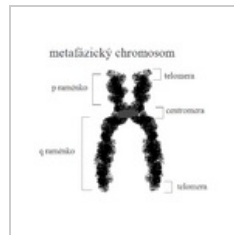
Reprodukce retro...  
2,190 × 2,731; 89 KB



Retrovirus - sché...  
617 × 351; 35 KB



Rodokmen BRCA...  
3,000 × 1,684; 110 KB



Schema-chromos...  
453 × 393; 16 KB

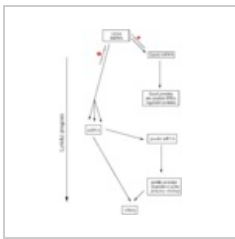


Schéma exprese ...  
1,478 × 2,203; 162 KB

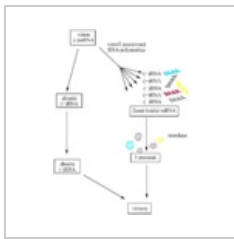


Schéma exprese ...  
1,279 × 1,743; 133 KB

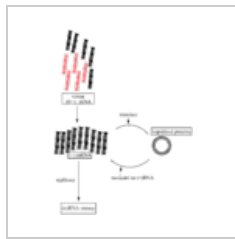


Schéma exprese ...  
1,376 × 1,838; 74 KB

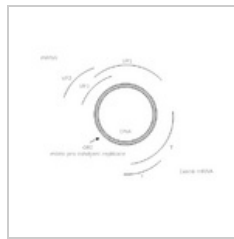


Schéma genomu ...  
467 × 391; 16 KB




Scn5a.jpg  
513 × 181; 17 KB



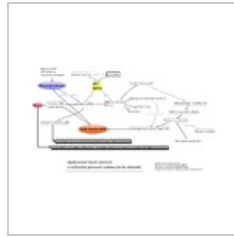
Sekvence lac ope...  
600 × 200; 3 KB



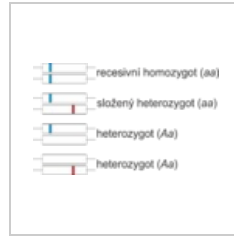
Selekce.png  
500 × 538; 39 KB



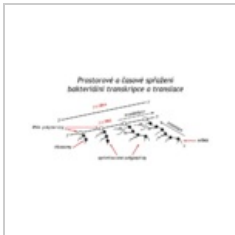
Semidiskontinuál...  
960 × 600; 30 KB




Sjednoceni teorii ...  
1,880 × 1,099; 156 KB



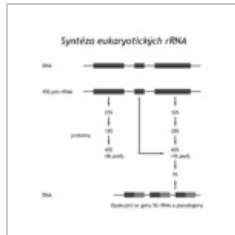
Slozenyhtz.png  
1,699 × 1,014; 139 KB



Sprážení trans-tr...  
800 × 400; 26 KB



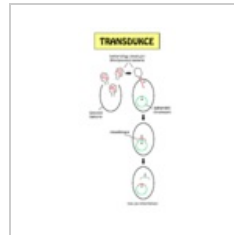
Symbole1.gif  
311 × 302; 4 KB



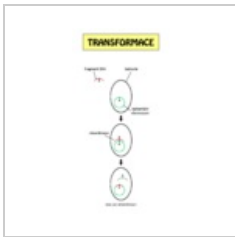
Syntéza eukaryot...  
544 × 576; 10 KB

Gen	Protein	Protein	Protein
Gen 1	Protein 1	Protein 2	Protein 3
Gen 2	Protein 4	Protein 5	Protein 6
Gen 3	Protein 7	Protein 8	Protein 9
Gen 4	Protein 10	Protein 11	Protein 12


Tabulka Bayesov...  
558 × 140; 8 KB




Transdukce.png  
576 × 1,088; 31 KB




Transformace (m...  
576 × 1,088; 25 KB




Translokace Burk...  
512 × 327; 946 KB



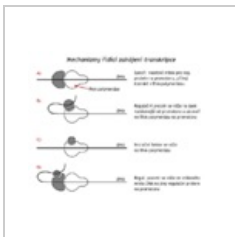
Treti transplanta...  
957 × 264; 123 KB



Tryptofanový op...  
1,024 × 640; 29 KB



Wiki speciace.jpg  
1,459 × 723; 83 KB




Zahájení transkri...  
720 × 560; 32 KB



Začarovany kruh...  
864 × 497; 28 KB



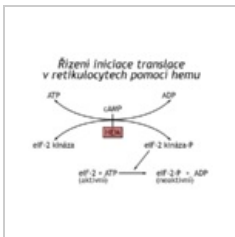
Způsoby genové ...  
604 × 190; 6 KB



Úprava pre-mRN...  
544 × 432; 9 KB



Úrovně regulace ...  
600 × 700; 18 KB



Řízení hemem.png  
720 × 540; 19 KB