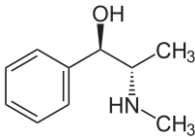


Soubor:(-)-Ephedrin.svg




Size of this PNG preview of this SVG file: 207 × 141 pixels.

Original file (SVG file, nominally 207 × 141 pixels, file size: 14 KB)


Open in Media Viewer

This file is from Wikimedia Commons and may be used by other projects. The description on its file description page there is shown below.

<div> <div><div>Popis kartičky</div></div> <div>efedrin</div> </div>	
<div> <div><div>Description</div></div> <div> <div>Deutsch: Struktur von (–)-Ephedrin</div> <div>English: Structure of (–)-Ephedrine</div> </div> </div>	
<div> <div><div>Date</div></div> <div>30 April 2008</div> </div>	
<div> <div><div>Source</div></div> <div>Own work</div> </div>	
<div> <div><div>Author</div></div> <div>NEUROtiker</div> </div>	
<div> <div><div>SVG development</div></div> <div> <div> The SVG code is valid (https://validator.w3.org/check?uri=https%3A%2F%2Fcommons.wikimedia.org%2Fwiki%2FSpecial%3AFilepath%2F%28-%29-Ephedrin.svg&doctype=Inline&highlight=1)</div> <div> This structural formula was created with Adobe Illustrator.</div> <div> The chemistry symbols of this structural formula are drawn using the path text method.</div> </div> </div>	

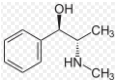


This image of a simple **structural formula** is **ineligible for copyright** and therefore in the **public domain**, because it consists entirely of information that is common property and contains no original authorship.



File history

Click on a date/time to view the file as it appeared at that time.

	Date/Time	Thumbnail	Dimensions	User	Comment
current	22:30, 30 April 2008		207 × 141 (14 KB)	wikimediacommons>NEUROtiker	{{Information Description={{ {de Struktur von (–)-Ephedrin}} {{en Structure of (–)-Ephedrine}} Source={{ {de selbst erstellt}} } {{en own work}} } Date={{ {subst:CURRENTYEAR}} }-{{ {subst:CURRENTMONTH}} }-{{ {subst:CURRENTDAY2}} } Author=~~~ Permission=Image is inelig

File usage

There are no pages that use this file.