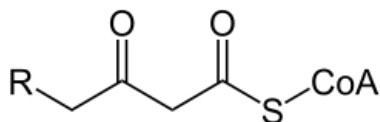


Soubor:3-Ketoacyl-CoA.svg



This image can contain annotations.

Move the mouse over the image to display.

Size of this PNG preview of this SVG file: 252 × 77 pixels.

Original file (SVG file, nominally 252 × 77 pixels, file size: 10 KB)

 **Open in Media Viewer** 

This file is from Wikimedia Commons and may be used by other projects. The description on its file description page there is shown below.

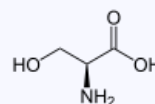
**Popis
kartičky**

3-ketoacyl-CoA

Description	Deutsch: Struktur von 3-Ketoacyl-CoA English: Structure of 3-ketoacyl-CoA
Date	29 April 2007
Source	Own work
Author	NEUROTiker

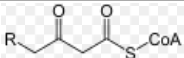


This image of a simple **structural formula** is **ineligible for copyright** and therefore in the **public domain**, because it consists entirely of information that is common property and contains no original authorship.



File history

Click on a date/time to view the file as it appeared at that time.

	Date/Time	Thumbnail	Dimensions	User	Comment
current	00:41, 30 April 2007		252 × 77 (10 KB)	wikimediacommons>NEUROTiker	{ {Information Description=de: Struktur von 3-Ketoacyl-CoA en: Structure of 3-ketoacyl-CoA Source=de: selbst erstellt en: own work Date= { {subst:CURRENTYEAR}}- { {subst:CURRENTMONTH}}- { {subst:CURRENTDAY}} } Author=~~~ Permission= other_versions=

File usage

There are no pages that use this file.