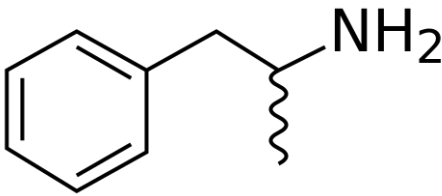


Soubor:Amphetamine-2D-skeletal.svg



This image can contain annotations.
Move the mouse over the image to display.
Size of this PNG preview of this SVG file: 512 × 266 pixels.







Original file (SVG file, nominally 512 × 266 pixels, file size: 367 bytes)

 [Open in Media Viewer](#)

This file is from Wikimedia Commons and may be used by other projects. The description on its file description page there is shown below.

Popis kartičky amfetamin

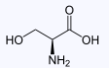
Summary

Description	<p>English: Methamphetamine has the same structure, with the addition of a methyl group attached to the nitrogen. Molecular structure of racemic am Methamphetamine has a similar structure, with the addition of a methyl group bonded to the amine. Amphetamine molecular structure. Methamphetamine has a methyl group attached Amphetamine, the prototypical releasing agent, which acts on norepinephrine and dopamine. An example showing a two-dimensional visual representation of the structure of the compound which has the composition C9H13N and a mass of 135.21.</p> <p>Norsk bokmål: Strukturell formel til Amfetamin.</p> <p>()</p> <p>Bân-lâm-gú Hoà-hak kò-chō.</p>
Source	Own work
Author	Chesnok
SVG development	<p> The SVG code is valid (https://validator.w3.org/check?uri=https%3A%2F%2Fcommons.wikimedia.org%2Fwiki%2FSpecial%3AFilepath%2FAmphetamine-2D-skeletal.svg&doctype=</p> <p> This coat of arms was created with a text editor.</p> <p></p> <p><i>Previous version</i> had been created with <i>Adobe Illustrator (2573 bytes)</i> ↗ now 14.26% of previous size</p> <p> Please do not replace the simplified code of this file with a version created with Inkscape or any other vector graphics editor!</p>
Source code	<p>SVG code</p> <pre> <svg viewBox="0 0 127 66" xmlns="http://www.w3.org/2000/svg"> <path d="m46 25 18-10 16 10 12-6m-50 25-14 8m0-33 14 8m-28 0v16m-4 2v-20l18-10 18 10v21l-18 10z m70-20q-4 2 0 4t0 4 0 4 0 4 0 4" fill="none" stroke="#000"/> <text font-family="sans-serif"> <tspan x="93" y="20" font-size="15px">NH <tspan baseline-shift="sub" font-size="12">2</tspan> </tspan> </text> </svg> </pre> <p>367 bytes</p>
	<p>This file supersedes the file Amphetamine-2D-skeletal.png. It is recommended to use this file rather than the other one.</p> <div>  </div>

Licensing




This image of a simple **structural formula** is **ineligible for copyright** and therefore in the **public domain**, because it consists entirely of information that is common property and contains no original authorship.



File history

Click on a date/time to view the file as it appeared at that time.

	Date/Time	Thumbnail	Dimensions	User	Comment
current	21:36, 8 September 2023		512 × 266 (367 bytes)	wikimediacommons>Andrew Pertsev	svg code reduction

File usage

The following 2 pages use this file:

- Intoxikace budivými aminy (ephedrin a jeho deriváty)
- Návykové látky

Metadata

This file contains additional information, probably added from the digital camera or scanner used to create or digitize it.

If the file has been modified from its original state, some details may not fully reflect the modified file.