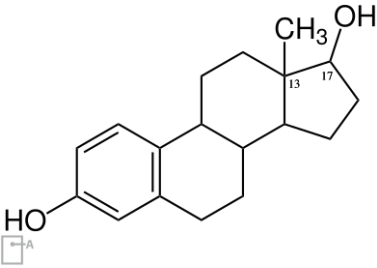


Soubor:Estradiol (vzorec).svg



This image can contain annotations.
Move the mouse over the image to display.
Size of this PNG preview of this SVG file: 393 × 240 pixels.




Original file (SVG file, nominally 393 × 240 pixels, file size: 12 KB)

 [Open in Media Viewer](#) 


This file is from Wikimedia Commons and may be used by other projects. The description on its file description page there is shown below.

Popis kartičky estradiol


Summary

Description	English: estradiol Ceština: estradiol
Source	Own work
Author	Wesalius
SVG development	<div><div> The SVG code is valid (https://validator.w3.org/check?uri=https%3A%2F%2Fcommons.wikimedia.org%2Fwiki%2FSpecial%3AFilepath%2FEstradiol_%28vzorec%29.svg&doctype=html)</div><div> This structural formula was created with ChemDraw.</div><div> The chemistry symbols of this structural formula are drawn using the path text method.</div></div>

Licensing

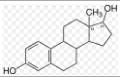


This image of a simple **structural formula** is **ineligible for copyright** and therefore in the **public domain**, because it consists entirely of information that is common property and contains no original authorship.



File history

Click on a date/time to view the file as it appeared at that time.

	Date/Time	Thumbnail	Dimensions	User	Comment
current	20:35, 11 May 2015		393 × 240 (12 KB)	wikimediacommons>Hattrich	ChemDraw Style Sheet applied

File usage

The following page uses this file:

- Estradiol

Metadata

This file contains additional information, probably added from the digital camera or scanner used to create or digitize it.

If the file has been modified from its original state, some details may not fully reflect the modified file.