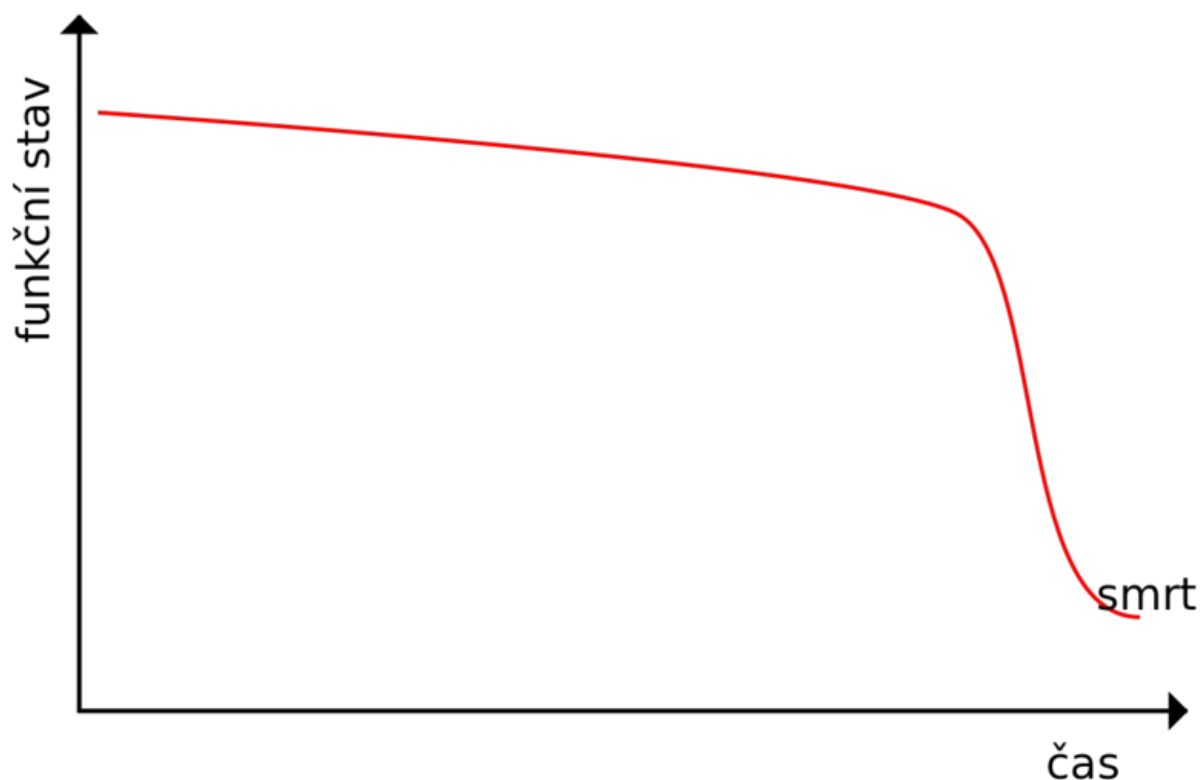


Soubor:Trajektorie nemoci1.svg



Size of this PNG preview of this SVG file: 800 × 566 pixels.

Original file (SVG file, nominally 1,052 × 744 pixels, file size: 5 KB)

Popis

Popis

Trajektorie chronického onemocnění typická pro nádorová onemocnění, upraveno podle MURRAY, Scott A, Marilyn KENDALL a Kirsty BOYD, et al. Illness trajectories and palliative care. *BMJ* [online]. 2005, vol. 330, no. 7498, s. 1007-11, dostupné také z <<https://www.ncbi.nlm.nih.gov/pmc/articles/PMC557152/?tool=pubmed>>. ISSN 0959-8138 (print), 1756-1833.

Zdroj

vlastní dílo

Datum

2019-07-06

Autor

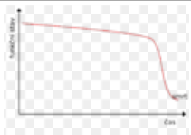
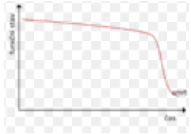
Pavel Dusek

Licence

GNU General Public License (<http://www.gnu.org/licenses/gpl.txt>)

File history

Click on a date/time to view the file as it appeared at that time.

	Date/Time	Thumbnail	Dimensions	User	Comment
current	18:22, 6 July 2019		1,052 × 744 (5 KB)	Pavel Dusek (talk contribs)	opraveno zobrazování textu
	18:21, 6 July 2019		1,052 × 744 (5 KB)	Pavel Dusek (talk contribs)	{{Soubor popis = Trajektorie chronického onemocnění typická pro nádorová onemocnění, upraveno podle https://www.ncbi.nlm.nih.gov/pmc/articles/PMC557152/ zdroj = {{vlastní dílo}} datum = 2019-07-06 autor = [[Uživatel:Pavel Dusek Pavel Dus...

You cannot overwrite this file.

File usage

The following page uses this file:

- Nevyléčitelné onemocnění

Metadata

This file contains additional information, probably added from the digital camera or scanner used to create or digitize it.

If the file has been modified from its original state, some details may not fully reflect the modified file.