Soubor:Acetophenone structure.svg

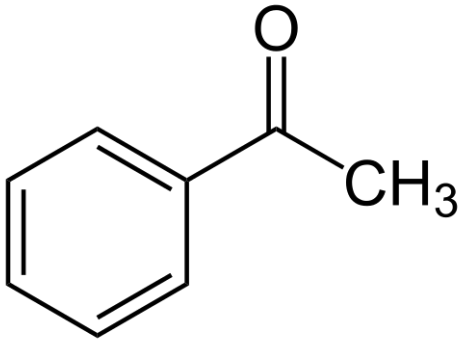

This image can contain annotations.
Move the mouse over the image to display.
Size of this PNG preview of this SVG file: 512 × 389 pixels.

Original file (SVG file, nominally 512 × 389 pixels, file size: 4 KB)

Open in Media Viewer

This file is from Wikimedia Commons and may be used by other projects. The description on its file description page there is shown below.

Popis kartičky	fenylmethylketon

Summary

Description	**English:** Structure of acetophenone **Deutsch:** Struktur von Acetophenon
Date	16 January 2007
Source	Own work
Author	Su-no-G
Other versions	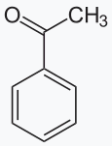 Acetophenon.svg
SVG development	The SVG code is valid (https://validator.w3.org/check?uri=https%3A%2F%2Fcommons.wikimedia.org%2Fwiki%2FSpecial%3AFilepath%2FAcetophenone_structure.svg&doctype=In This structural formula was created with Inkscape. The chemistry symbols of this structural formula are drawn using the path text method.

- Made with ChemDraw.

Licensing

I, the copyright holder of this work, release this work into the **public domain**. This applies worldwide.
In some countries this may not be legally possible; if so:
*I grant anyone the right to use this work **for any purpose**, without any conditions, unless such conditions are required by law.*

File history

Click on a date/time to view the file as it appeared at that time.

	Date/Time	Thumbnail	Dimensions	User	Comment
current	**11:04, 9 June 2014**	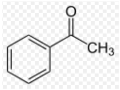	512 × 389 (4 KB)	wikimediacommons>Yikrazuul	fixed

File usage

There are no pages that use this file.

Metadata

This file contains additional information, probably added from the digital camera or scanner used to create or digitize it.

If the file has been modified from its original state, some details may not fully reflect the modified file.