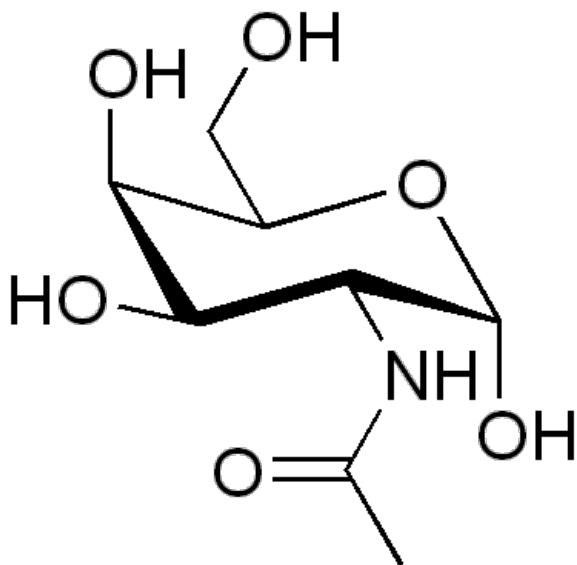


Soubor:Acetylgalactosamine.png



This image can contain annotations.
Move the mouse over the image to display.
No higher resolution available.

Acetylgalactosamine.png (370 × 369 pixels, file size: 6 KB, MIME type: image/png)

Open in Media Viewer

This file is from Wikimedia Commons and may be used by other projects. The description on its file description page there is shown below.

**Popis
kartičky**

N-acetyl-D-galaktosamin

File:Acetylgalactosamine.svg is a vector version of this file. It should be used in place of this PNG file when not inferior.

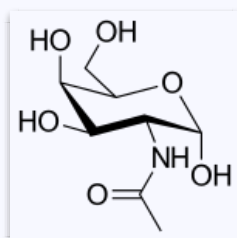


File:Acetylgalactosamine.png → File:Acetylgalactosamine.svg

For more information, see Help:SVG.

In other languages

[Expand]



Summary

Description	chemical structure of acetylgalactosamine
Date	29 August 2007, 15:02 (UTC)
Source	Own work
Author	Edgar181

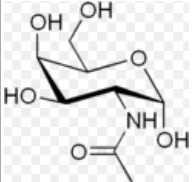
Licensing



I, the copyright holder of this work, release this work into the **public domain**. This applies worldwide.
In some countries this may not be legally possible; if so:
*I grant anyone the right to use this work **for any purpose**, without any conditions, unless such conditions are required by law.*

File history

Click on a date/time to view the file as it appeared at that time.

	Date/Time	Thumbnail	Dimensions	User	Comment
current	16:02, 29 August 2007		370 × 369 (6 KB)	wikimediacommons>Edgar181	{{Information Description=chemical structure of acetylgalactosamine Source=self-made Date=~~~~~ Author= Edgar181 }} Category:Monosaccharides

File usage

There are no pages that use this file.