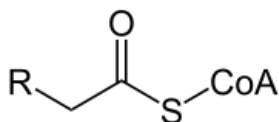


# Soubor:Acyl-CoA2.svg



Size of this PNG preview of this SVG file: 183 × 77 pixels.

Original file (SVG file, nominally 183 × 77 pixels, file size: 8 KB)

 **Open in Media Viewer** 

This file is from Wikimedia Commons and may be used by other projects. The description on its file description page there is shown below.

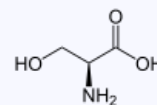
**Popis  
kartičky**

acyl-CoA

Description	<b>Deutsch:</b> Struktur von Acyl-CoA <b>English:</b> Structure of acyl-CoA
Date	29 April 2007
Source	Own work
Author	NEUROTiker

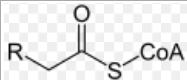


This image of a simple **structural formula** is **ineligible for copyright** and therefore in the **public domain**, because it consists entirely of information that is common property and contains no original authorship.



## File history

Click on a date/time to view the file as it appeared at that time.

	Date/Time	Thumbnail	Dimensions	User	Comment
current	<b>00:42, 30 April 2007</b>		183 × 77 (8 KB)	wikimediacommons>NEUROTiker	{ {Information  Description=de: Struktur von Acyl-CoA en: Structure of acyl-CoA  Source=de: selbst erstellt en: own work  Date={{subst:CURRENTYEAR}}-{{subst:CURRENTMONTH}}-{{subst:CURRENTDAY}}  Author=~~~  Permission=  other_versions= }} [[Cat

## File usage

There are no pages that use this file.