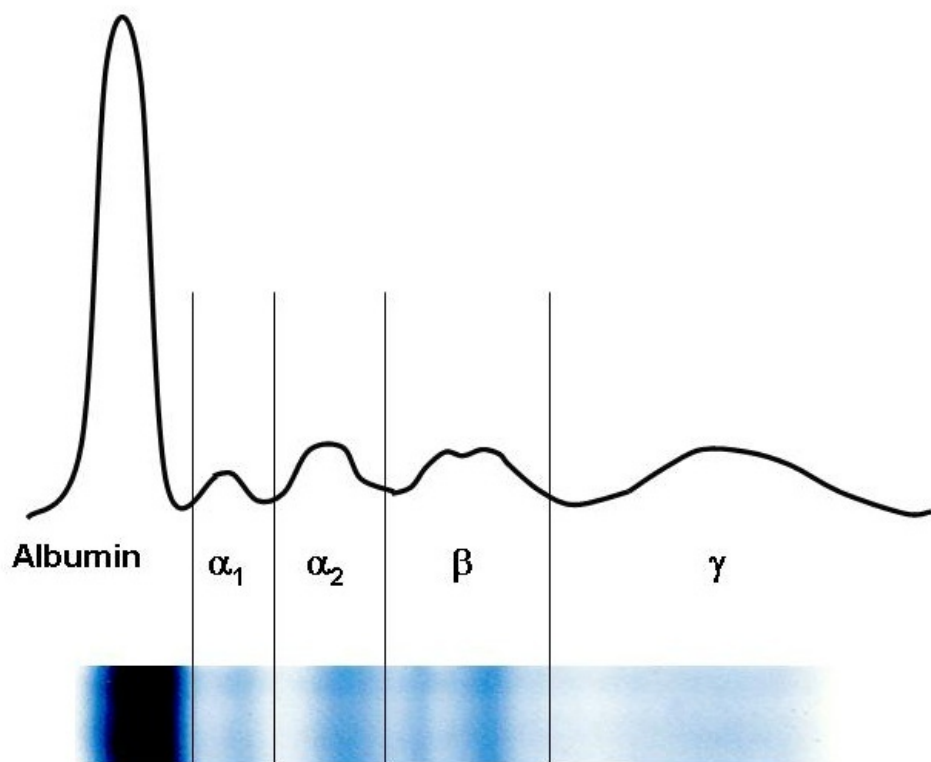


Soubor:Elektroforéza.jpg



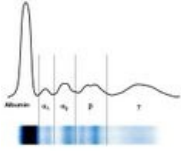
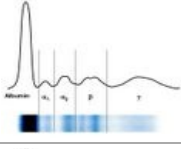
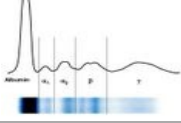
No higher resolution available.

Elektroforéza.jpg (631 × 521 pixels, file size: 36 KB, MIME type: image/jpeg)

Popis	Elektroforéza plazmatických bílkovin
Zdroj	Vlastní dílo
Datum	<i>nezadáno</i>
Autor	L. Fialová
Licence	<i>nezadána</i>

File history

Click on a date/time to view the file as it appeared at that time.

	Date/Time	Thumbnail	Dimensions	User	Comment
current	08:28, 19 January 2011		631 × 521 (36 KB)	Favan (talk contribs)	obrázek oříznut o volný prostor kolem
	11:01, 25 November 2008		960 × 720 (25 KB)	Lfial (talk contribs)	
	07:21, 7 November 2008		777 × 547 (13 KB)	Lfial (talk contribs)	

You cannot overwrite this file.

File usage

The following 7 pages use this file:

- Bílkoviny v séru a moči (1. LF UK, VL)
- Elektroforéza bílkovin v séru
- Maligní nádory skeletu
- Parametry syntetické funkce jater
- Plazmatické bílkoviny
- Plazmatické bílkoviny/přehled
- Plazmocelulární myelom

Metadata

This file contains additional information, probably added from the digital camera or scanner used to create or digitize it.

If the file has been modified from its original state, some details may not fully reflect the modified file.