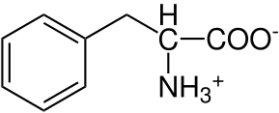


Soubor:Fenylalanin.svg



This image can contain annotations.
Move the mouse over the image to display.
Size of this PNG preview of this SVG file: 294 × 121 pixels.

Original file (SVG file, nominally 294 × 121 pixels, file size: 7 KB)

 **Open in Media Viewer** 

This file is from Wikimedia Commons and may be used by other projects. The description on its file description page there is shown below.


Popis kartičky

fenylalanin

Summary

Description	Čeština: fenylalanin (ionizovaný) English: phenylalanine (ionized)
Source	Own work
Author	Hattrich
SVG development	<div><div><div><div><div></div><div>W3C</div></div></div><div>The SVG code is valid (https://validator.w3.org/check?uri=https%3A%2F%2Fcommons.wikimedia.org%2Fwiki%2FSpecial%3AFilepath%2FFenylalanin.svg&doctype=Inline&ss=1#s)</div></div><div><div><div><div></div><div></div></div></div><div>This structural formula was created with ChemDraw.</div></div></div>

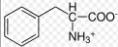
Licensing



I, the copyright holder of this work, release this work into the **public domain**. This applies worldwide.
In some countries this may not be legally possible; if so:
*I grant anyone the right to use this work **for any purpose**, without any conditions, unless such conditions are required by law.*

File history

Click on a date/time to view the file as it appeared at that time.

	Date/Time	Thumbnail	Dimensions	User	Comment
current	20:35, 11 May 2015		294 × 121 (7 KB)	wikimediacommons>Hattrich	ChemDraw Style Sheet applied

File usage

The following page uses this file:

- Fenylalanin

Metadata

This file contains additional information, probably added from the digital camera or scanner used to create or digitize it.

If the file has been modified from its original state, some details may not fully reflect the modified file.