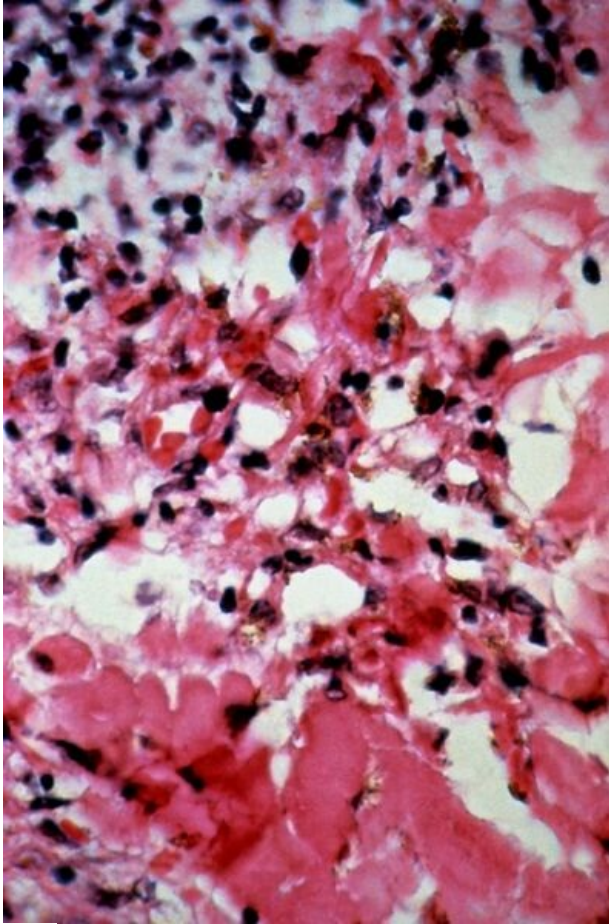


## Soubor:Kaposi.jpg



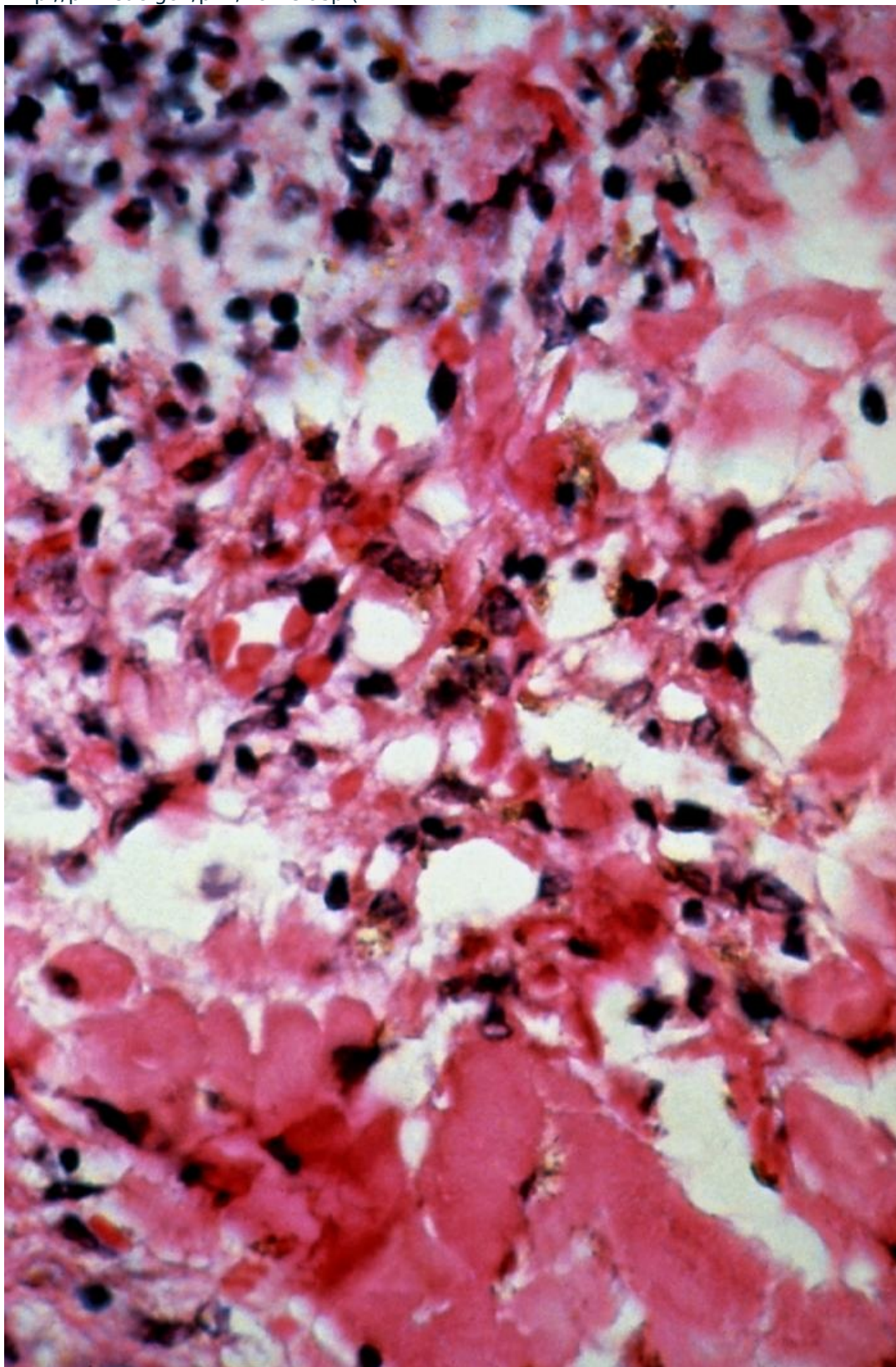
This image can contain annotations.  
Move the mouse over the image to display.  
Size of this preview: 395 × 600 pixels.

Original file (700 × 1,063 pixels, file size: 115 KB, MIME type: image/jpeg)

 **Open in Media Viewer** 

Popis	
	Mikroskopie Kaposiho sarkomu.

**Zdroj**




**Datum** 1981

**Autor** CDC/ Dr. Steve Kraus

**Licence** Volné dílo nebo soubor, který nemá povahu autorského díla.

## File history

Click on a date/time to view the file as it appeared at that time.

	Date/Time	Thumbnail	Dimensions	User	Comment
current	09:50, 2 July 2009		700 × 1,063 (115 KB)	Nemekar (talk   contribs)	{{Soubor  popis = Mikroskopie Kaposiho sarkomu.  zdroj = http://phil.cdc.gov/phil/home.asp  datum = 1981  autor = CDC/ Dr. Steve Kraus  licence = {{pd}} }} Kategorie:Mikrobiologie Kategorie: Neurologie Kategorie: Onkologie

You cannot overwrite this file.

## File usage

The following page uses this file:

- Virové infekce nervového systému

## Metadata

This file contains additional information, probably added from the digital camera or scanner used to create or digitize it.

If the file has been modified from its original state, some details may not fully reflect the modified file.