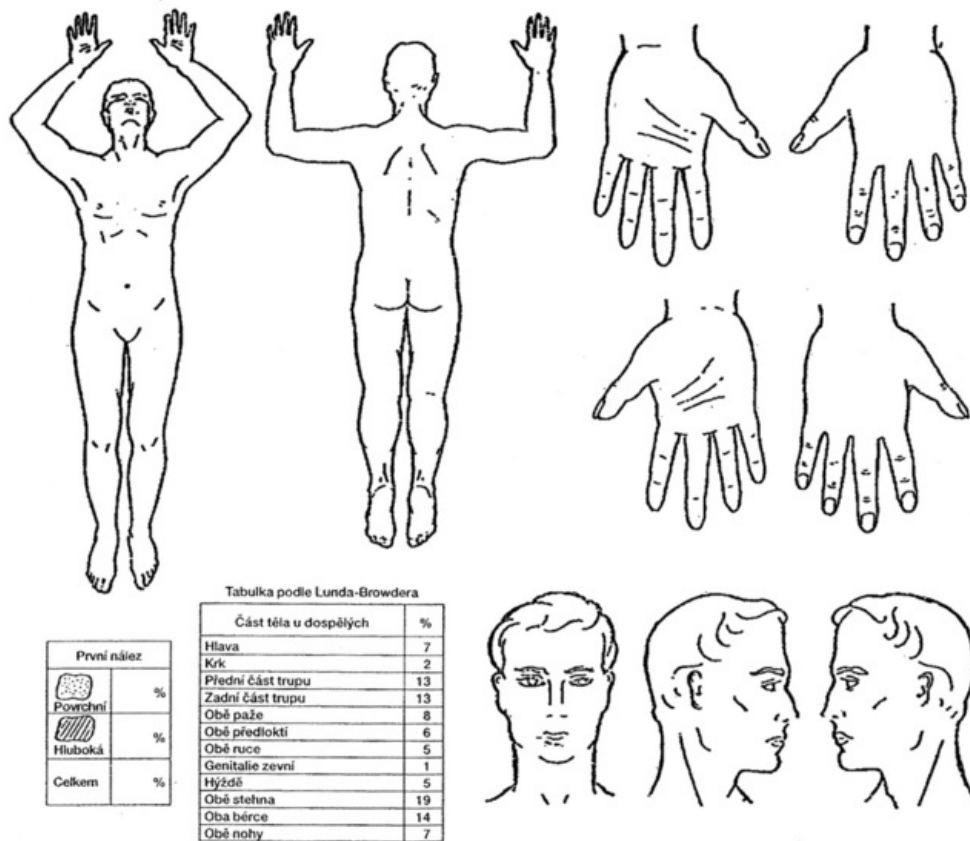


Soubor:Lund-Browder-adult.png



This image can contain annotations.
Move the mouse over the image to display.
Size of this preview: 705 × 599 pixels.

Original file (960 × 816 pixels, file size: 88 KB, MIME type: image/png)

 **Open in Media Viewer** 

Popis Tabulka podle Lunda-Browdera pro dospělé pacienty

Zdroj úřední dílo

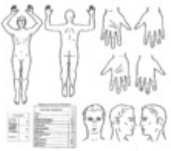

Datum 2011-11-01

Autor úřední dílo, upravil MUDr. Josef Bláha

Licence *nežadána*

File history

Click on a date/time to view the file as it appeared at that time.

	Date/Time	Thumbnail	Dimensions	User	Comment
current	18:59, 23 November 2011		960 × 816 (88 KB)	Filip (talk contribs)	Upravené schéma od dr. Bláhy
	20:14, 1 November 2011		800 × 1,100 (82 KB)	Filip (talk contribs)	{{Soubor popis = Tabulka podle Lunda-Browdera pro dospělé pacienty zdroj = MUDr. Josef Bláha datum = 2011-11-01 autor = MUDr. Josef Bláha licence = {{cc by 3.0 cz}} }} Kategorie:Popáleninová medicína Kategorie:Obrázky

You cannot overwrite this file.

File usage

The following 2 pages use this file:

- Popáleninový úraz
- Rozsah postižení popáleninou