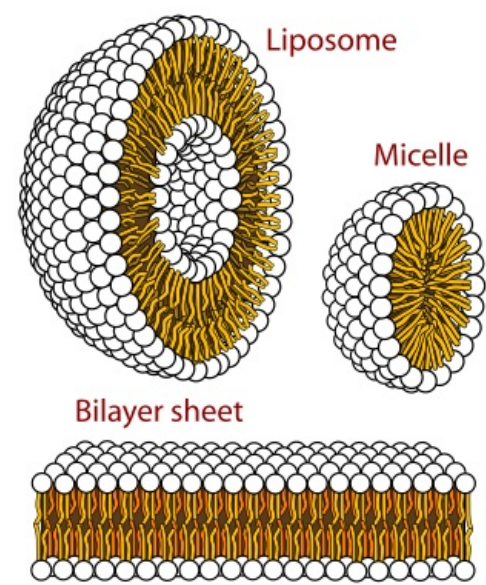


# Soubor:Phospholipids aqueous solution structures.svg




This image can contain annotations.  
Move the mouse over the image to display.  
Size of this PNG preview of this SVG file: 331 × 407 pixels.

Original file (SVG file, nominally 331 × 407 pixels, file size: 396 KB)

 **Open in Media Viewer** 

This file is from Wikimedia Commons and may be used by other projects. The description on its file description page there is shown below.

 W3C-validity not checked.

★ This is a **featured picture** on the English language Wikipedia (Featured pictures) and is considered one of the finest images. See its nomination here.

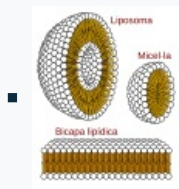
If you think this file should be featured on Wikimedia Commons as well, feel free to nominate it.  
If you have an image of similar quality that can be published under a suitable copyright license, be sure to upload it, tag it, and nominate it.



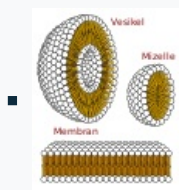
## Quality image

This image has been assessed using the *Quality image guidelines* and is considered a Quality image.

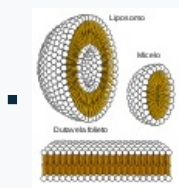
<b>Description</b>	<b>English:</b> Cross section of the different structures that phospholipids can take in a aqueous solution. The circles are the hydrophilic heads and the wavy lines are the fatty acyl side chains. <b>Русский:</b> Самоорганизация фосфолипидов: сферические липосомы, мицеллы и липидный бислой
<b>Date</b>	6 November 2007
<b>Source</b>	Own work
<b>Author</b>	Mariana Ruiz Villarreal, LadyofHats
<b>Other versions</b>	<div><span>[ ]</span></div> <div><b>SVG</b></div>



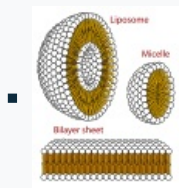
català (Catalan)



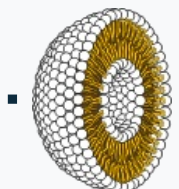
Deutsch (German)



Esperanto  
(Esperanto)



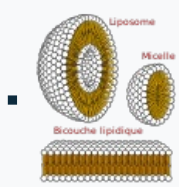
English (English)



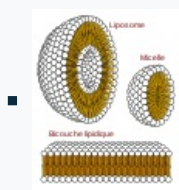
español (Spanish)



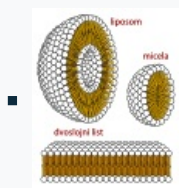
español (Spanish)



français (French)



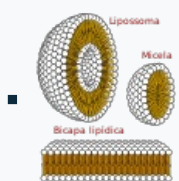
français (French)



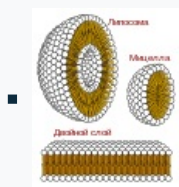
hrvatski (Croatian)



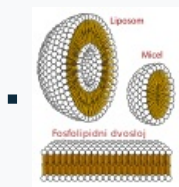
italiano (Italian)



português  
(Portuguese)



русский (Russian)

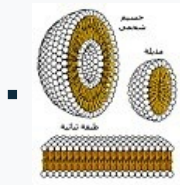


slovenščina  
(Slovenian)

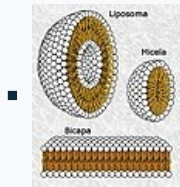


українська  
(Ukrainian)

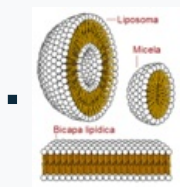
JPG/PNG



العربية (Arabic)



español (Spanish)



español (Spanish)

## Licensing



This work has been released into the **public domain** by its author, **LadyofHats**. This applies worldwide.

In some countries this may not be legally possible; if so:

*LadyofHats grants anyone the right to use this work **for any purpose**, without any conditions, unless such conditions are required by law.*

## File history

Click on a date/time to view the file as it appeared at that time.

	Date/Time	Thumbnail	Dimensions	User	Comment
current	<b>17:12, 6 November 2007</b>		331 × 407 (396 KB)	wikimediacommons>LadyofHats	outlined text to avoid overlapping of letters

## File usage

The following page uses this file:

- Lipidová dvojvrstva

