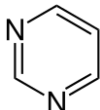


Soubor:Pyrimidin (vzorec).svg



Size of this PNG preview of this SVG file: 104 × 116 pixels.

Original file (SVG file, nominally 104 × 116 pixels, file size: 2 KB)

Open in Media Viewer


This file is from Wikimedia Commons and may be used by other projects. The description on its file description page there is shown below.

Popis kartičky pyrimidin


Summary

Description	English: pyrimidine Čeština: pyrimidin
Source	Own work
Author	Wesalius
SVG development	<div><div><div></div><div>W3C</div></div><div>The SVG code is valid (https://validator.w3.org/check?uri=https%3A%2F%2Fcommons.wikimedia.org%2Fwiki%2FSpecial%3AFilepath%2FPyrimidin_%28vzorec%29.svg&doctype=</div></div> <div><div></div><div>Ch</div></div> <div>This structural formula was created with ChemDraw.</div> <div><div></div><div>T</div></div> <div>The chemistry symbols of this structural formula are drawn using the path text method.</div>

Licensing

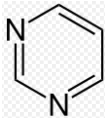


This image of a simple **structural formula** is **ineligible for copyright** and therefore in the **public domain**, because it consists entirely of information that is common property and contains no original authorship.



File history

Click on a date/time to view the file as it appeared at that time.

	Date/Time	Thumbnail	Dimensions	User	Comment
current	14:41, 17 May 2015		104 × 116 (2 KB)	wikimediacommons>Hatrich	rotation

File usage

The following 2 pages use this file:

- Další významné deriváty aminokyselin
- Metabolismus aminokyselin

Metadata

This file contains additional information, probably added from the digital camera or scanner used to create or digitize it.

If the file has been modified from its original state, some details may not fully reflect the modified file.