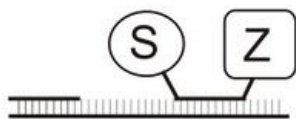
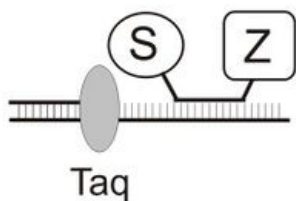


# Soubor:TaqMan.jpg

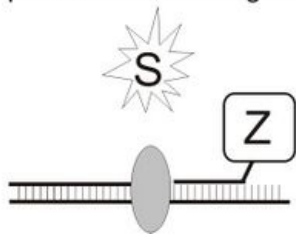
Dosednutí primeru a značeného oligonukleotidu



Syntéza nového řetězce



Štěpení značeného oligonukleotidu



Size of this preview: 286 × 600 pixels.

Original file (645 × 1,353 pixels, file size: 86 KB, MIME type: image/jpeg)

Popis	TaqMan PCR
Zdroj	vlastní dílo
Datum	2008
Autor	MUDr. Martin Vejražka, PhD.
Licence	<i>nežadána</i>

## File history

Click on a date/time to view the file as it appeared at that time.

	Date/Time	Thumbnail	Dimensions	User	Comment
current	<b>15:11, 20 May 2008</b>	<div><div><div><div><div><span></span></div><div>Dosednutí primeru a značeného oligonukleotidu</div></div></div><div><div><div><span></span></div><div>Syntéza nového řetězce</div></div><div><div><span></span></div><div>Taq</div></div></div><div><div><div><span></span></div><div>Štěpení značeného oligonukleotidu</div></div></div></div></div>	645 × 1,353 (86 KB)	Mvejr (talk   contribs)	

You cannot overwrite this file.

## File usage

The following page uses this file:

- Polymerázová řetězová reakce

## Metadata

This file contains additional information, probably added from the digital camera or scanner used to create or digitize it.

If the file has been modified from its original state, some details may not fully reflect the modified file.