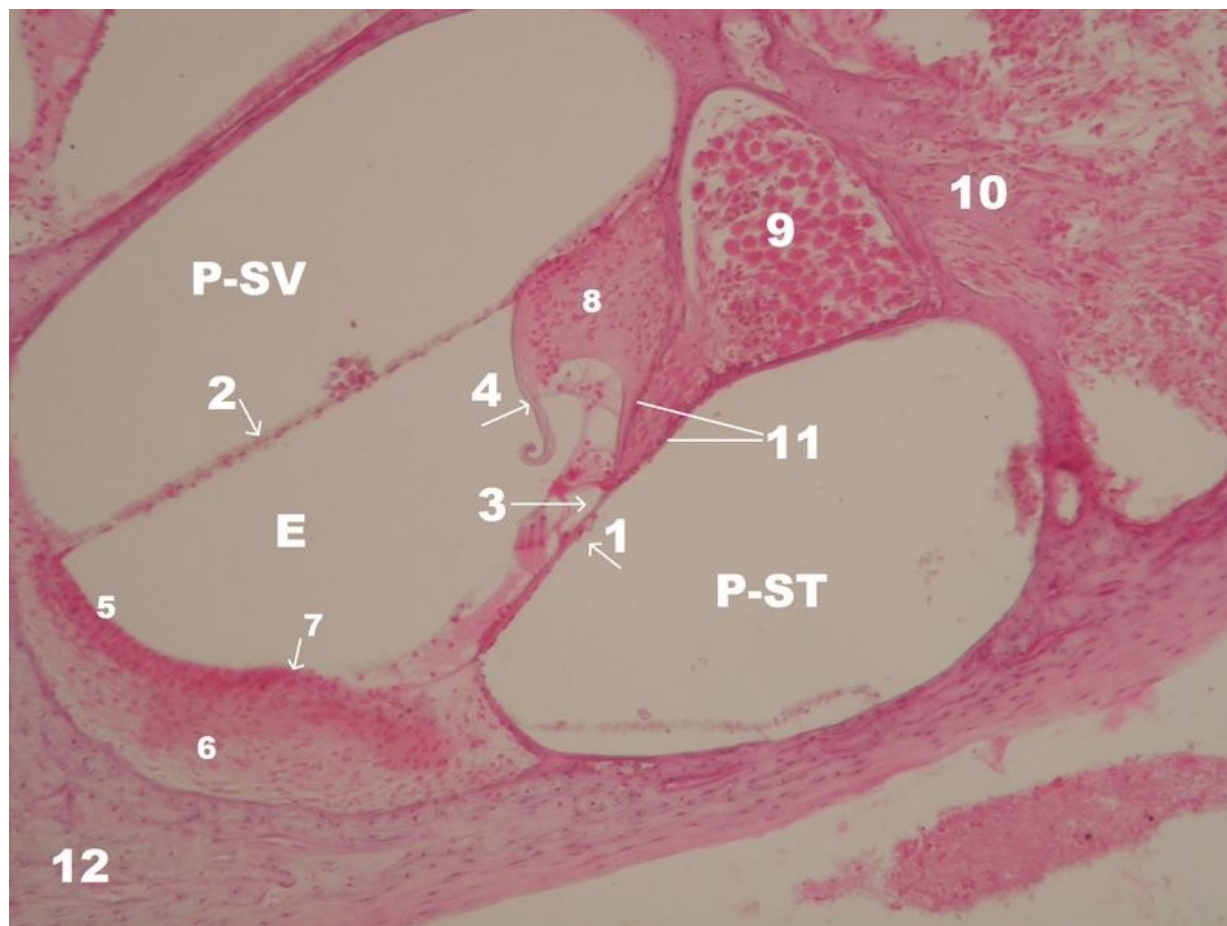


Soubor:Ucho 2 - upr.jpg




This image can contain annotations.
Move the mouse over the image to display.
Size of this preview: 800 × 600 pixels.

Original file (2,592 × 1,944 pixels, file size: 1.31 MB, MIME type: image/jpeg)


 **Open in Media Viewer** 

Popis	organum vestibulocochleare
Zdroj	databáze 3. LF UK
Datum	2014-05-16
Autor	databáze 3. LF UK

Licence	<p>Tento soubor podléhá licenci Creative Commons <i>Uvedte původ</i> 3.0 Česko (http://creativecommons.org/licenses/by/3.0/cz/deed.cs)</p> <p>Dílo smíte:</p> <ul style="list-style-type: none">▪ Šířit — kopírovat, distribuovat a sdělovat veřejnosti.▪ Upravovat — pozměňovat, doplňovat, využívat celý nebo částečně v jiných dílech.▪ Využívat komerčně. <p></p> <p>Za těchto podmínek:</p>
----------------	---

File history

Click on a date/time to view the file as it appeared at that time.

	Date/Time	Thumbnail	Dimensions	User	Comment
current	19:43, 16 May 2014		2,592 × 1,944 (1.31 MB)	PetraMar (talk contribs)	{{Soubor popis = organum vestibulocochleare zdroj = databáze 3LF UK datum = 2014-05-16 autor = databáze 3LF UK licence = {{cc{ }}} by{ }}3.0{ }}cz }} Kategorie:Histologie preparaty Kategorie:Obrázky

You cannot overwrite this file.

File usage

The following 2 pages use this file:

- Organum vestibulocochleare (SFLT)
- Portál:Smyslový systém

Metadata

This file contains additional information, probably added from the digital camera or scanner used to create or digitize it.

If the file has been modified from its original state, some details may not fully reflect the modified file.

Image title	OLYMPUS DIGITAL CAMERA
Camera manufacturer	OLYMPUS CORPORATION
Camera model	C5060WZ
Exposure time	1/30 sec (0.0333333333333333)
F Number	f/4.5
ISO speed rating	125
Date and time of data generation	Unknown date
Lens focal length	19.8 mm