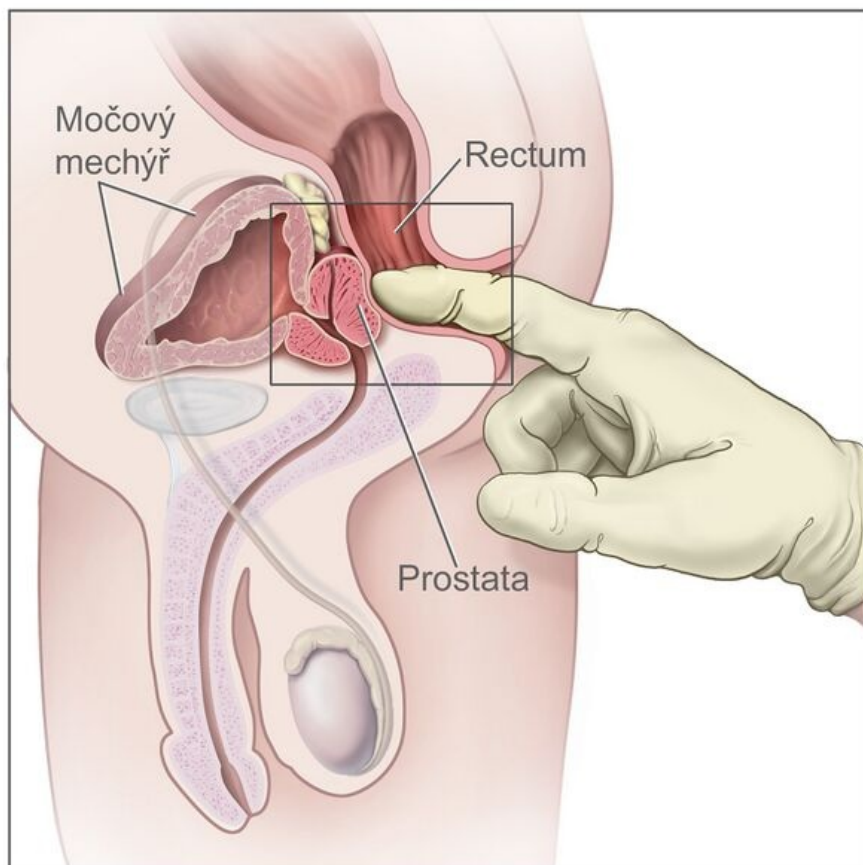


# Soubor:Vyšetření per rectum.jpg



This image can contain annotations.  
Move the mouse over the image to display.  
Size of this preview: 602 × 600 pixels.

Original file (2,025 × 2,018 pixels, file size: 338 KB, MIME type: image/jpeg)



**Open in Media Viewer**



Původní soubor pochází z Wikimedia Commons a mohou ho používat ostatní projekty. Dodatečné informace obsahuje tamější stránka s popisem souboru. ([https://commons.wikimedia.org/wiki/File:Digital\\_rectal\\_exam\\_nci-vol-7136-300.jpg](https://commons.wikimedia.org/wiki/File:Digital_rectal_exam_nci-vol-7136-300.jpg))

**Popis** Vyšetření per rectum

**Zdroj** [https://commons.wikimedia.org/wiki/File:Digital\\_rectal\\_exam\\_nci-vol-7136-300.jpg](https://commons.wikimedia.org/wiki/File:Digital_rectal_exam_nci-vol-7136-300.jpg)



**Datum** 2008-08-26

**Autor** National Institutes of Health

**Licence** Volné dílo nebo soubor, který nemá povahu autorského díla.

## File history

Click on a date/time to view the file as it appeared at that time.

	Date/Time	Thumbnail	Dimensions	User	Comment
current	12:50, 23 March 2011		2,025 × 2,018 (338 KB)	Filip (talk   contribs)	Český překlad
	17:47, 20 April 2010		2,025 × 2,018 (952 KB)	OK (talk   contribs)	{{Soubor  popis = Vyšetření per rectum  zdroj = http://commons.wikimedia.org/wiki/File:Digital_rectal_exam_nci-vol-7136-300.jpg  datum = 2008-08-26  autor = National Institutes of Health  licence = {{pd}} }} Kategorie:interní propedeutika [[Katego

You cannot overwrite this file.

## File usage

There are no pages that use this file.

## Metadata

This file contains additional information, probably added from the digital camera or scanner used to create or digitize it.

If the file has been modified from its original state, some details may not fully reflect the modified file.