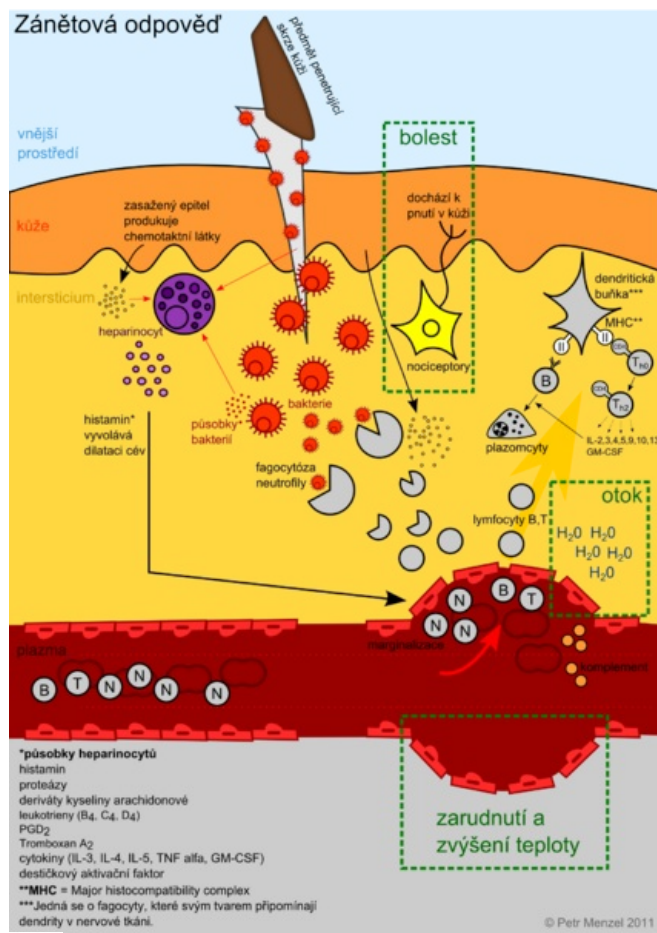


Soubor: Zánětová odpověď.png



This image can contain annotations.
Move the mouse over the image to display.
Size of this preview: 424 × 600 pixels.

Original file (1,500 × 2,121 pixels, file size: 661 KB, MIME type: image/png)

Open in Media Viewer

Popis	Zánětová odpověď
	vlastní dílo
Zdroj	Podklady
	1. nlm.nih.gov: Immune response. nlm.nih.gov. [Online] 2. květen 2010. [Citace: 12. dubna 2011.] https://www.nlm.nih.gov/medlineplus/ency/article/000821.htm .
	2. Pearlman, David S. Pathophysiology of the inflammatory response. Journal of Allergy and Clinical Immunology. 1999. str. 132-137.
	3. Inflammatory Response. The Khan Academy, 2010. http://www.khanacademy.org/video/inflammatory-response?playlist=Biology .
	4. Fokkens, WJ, a další. Langerhans cells in nasal mucosa of patients with grass pollen allergy. Immunology. 1991. str. 135-142.
	5. Leung, DYM. Molecular basis of allergic diseases. Mol Genet Metab. 1998. str. 157-167.
	6. Busse, WW, a další. Mechanisms of persistent airway inflammation in asthma: a role for T cells and T-cell products. Am J Respir Crit Care Med. 1995. str. 388-393.

7. Calderón, MA, a další. Lymphocyte infiltration and thickness of the nasal mucous membrane in perennial and seasonal allergic rhinitis. J Allergy Clin Immunol. 1994. str. 635–643.
8. Borish, L a Rosenwasser, LJ. Update on cytokines. J Allergy Clin Immunol. 1996. str. 719–734.
9. Mosimann, BL, a další. Substance P, calcitonin-gene related peptide, and vasoactive intestinal peptide increase in nasal secretions after allergen challenge in atopic patients. J Allergy Clin Immunol. 1993. str. 95–104.
10. Okamoto, Y, a další. Cytokine expression after the topical administration of substance P to human nasal mucosa: the role of substance P in nasal allergy. J Immunol. 1993. 4391–4398.
11. Kaufman, J, Chen, JC a Wright, GW. The effect of trigeminal resection in reflex bronchoconstriction after nasal and nasopharyngeal irritation in man. Am Rev Respir Dis. 1970. str. 768–769.
12. crohn.ie: The Inflammatory Response. crohn.ie. [Online] [Citace: 8. dubna 2011.] <http://crohn.ie/archive/primer/inflresp.htm>.



Datum 2011-04-12

Autor PetrMenzel

Licence Jen pro účely WikiSkript.

File history

Click on a date/time to view the file as it appeared at that time.

	Date/Time	Thumbnail	Dimensions	User	Comment
current	20:15, 13 April 2011		1,500 × 2,121 (661 KB)	PetrMenzel (talk contribs)	zmenšeno
	19:59, 13 April 2011		3,368 × 4,762 (1.58 MB)	PetrMenzel (talk contribs)	{{Soubor popis = Zánětová odpověď zdroj = {{vlastní dílo}} datum = 2011-04-12 autor = Uživatel:PetrMenzel licence = {{bez licence}} }} Kategorie:Patofyziologie Kategorie:Obrázky

You cannot overwrite this file.

File usage

The following 3 pages use this file:

- Principy obrany proti virovým infekcím
- Záněť
- Uživatel:PetrMenzel